Manifold board: M1

Storey: 2
Building unit: NONE
Type: Manifold with balancing screws
Number of outlet pairs: 6
Manifold set: With ball valve straight
Manifold cabinet: Concealed manifold cabinet

No.	Type	To terminal unit	To room	Room label	Pipe type	Diameter mm	Valve set.
1	Heating/cooling ceiling	0,8-2-1	0,8	Living room	PEX pipe	16x2.0	1,50
2	Heating/cooling ceiling	0,8-1-5	0,8	Living room	PEX pipe	16x2.0	3,00
3	Heating/cooling ceiling	0,8-1-4	0,8	Living room	PEX pipe	16x2.0	3,00
4	Heating/cooling ceiling	0,8-1-3	0,8	Living room	PEX pipe	16x2.0	3,00
5	Heating/cooling ceiling	0,8-1-2	0,8	Living room	PEX pipe	16x2.0	3,00
6	Heating/cooling ceiling	0,8-1-1	0,8	Living room	PEX pipe	16x2.0	3,00



List of radiant heating components

Product	Size	Catalogue code	Quantity	Unit
Basic radiant systems				
Manifolds				
Manifold with balancing screws	6 ways	any producer	1	pcs.
Manifold cabinets				
Concealed manifold cabinet	500x750x160	any producer	1	pcs.
Valves				
Straight ball valve 1''	25	any producer	1	pcs.

Manifold board: M2

Storey: 2
Building unit: NONE
Type: Manifold with balancing screws
Number of outlet pairs: 5
Manifold set: With ball valve straight
Manifold cabinet: Concealed manifold cabinet

No.	Type	To terminal unit	To room	Room label	Pipe type	Diameter mm	Valve set.
1	Heating/cooling ceiling	0,8-3-1	0,8	Living room	PEX pipe	16x2.0	1,50
2	Heating/cooling ceiling	0,8-4-4	0,8	Living room	PEX pipe	16x2.0	8,00
3	Heating/cooling ceiling	0,8-4-3	0,8	Living room	PEX pipe	16x2.0	6,50
4	Heating/cooling ceiling	0,8-4-2	0,8	Living room	PEX pipe	16x2.0	5,50
5	Heating/cooling ceiling	0,8-4-1	0,8	Living room	PEX pipe	16x2.0	5,00



List of radiant heating components

Product	Size	Catalogue code	Quantity	Unit
Basic radiant systems				
Manifolds				
Manifold with balancing screws	5 ways	any producer	1	pcs.
Manifold cabinets				
Concealed manifold cabinet	400x750x160	any producer	1	pcs.
Valves				
Straight ball valve 1''	25	any producer	1	pcs.

Manifold board: M3

Storey: 2
Building unit: NONE
Type: Manifold with balancing screws
Number of outlet pairs: 3
Manifold set: With ball valve straight
Manifold cabinet: Concealed manifold cabinet

No.	Type	To terminal unit	To room	Room label	Pipe type	Diameter mm	Valve set.
1	Heating/cooling ceiling	0,1-1-2	0,1	Living room	PEX pipe	16x2.0	5,50
2	Heating/cooling ceiling	0,1-2-1	0,1	Living room	PEX pipe	16x2.0	2,50
3	Heating/cooling ceiling	0,1-1-1	0,1	Living room	PEX pipe	16x2.0	5,50



List of radiant heating components

Product	Size	Catalogue code	Quantity	Unit
Basic radiant systems				
Manifolds				
Manifold with balancing screws	3 ways	any producer	1	pcs.
Manifold cabinets				
Concealed manifold cabinet	400x750x160	any producer	1	pcs.
Valves				
Straight ball valve 1''	25	any producer	1	pcs.

Manifold board: M4

Storey: 2
Building unit: NONE
Type: Manifold with balancing screws
Number of outlet pairs: 3
Manifold set: With ball valve straight
Manifold cabinet: Concealed manifold cabinet

No.	Type	To terminal unit	To room	Room label	Pipe type	Diameter mm	Valve set.
1	Heating/cooling ceiling	0,1-4-1	0,1	Living room	PEX pipe	16x2.0	8,00
2	Heating/cooling ceiling	0,1-3-1	0,1	Living room	PEX pipe	16x2.0	1,50
3	Heating/cooling ceiling	0,1-4-2	0,1	Living room	PEX pipe	16x2.0	7,00



List of radiant heating components

Product	Size	Catalogue code	Quantity	Unit
Basic radiant systems				
Manifolds				
Manifold with balancing screws	3 ways	any producer	1	pcs.
Manifold cabinets				
Concealed manifold cabinet	400x750x160	any producer	1	pcs.
Valves				
Straight ball valve 1''	25	any producer	1	pcs.

Radiant system installation parameters

Heating/cooling zone symbol and thermal resistance of covering	Occupied / peripheral zone	Area	Pipe spacing	Pipe type Coil Manner of arrangement Number of circuits	Overall circuit length (feeds + loop)	Valve setting	Heating/cooling surface structure
Symbol Covering $R_{\lambda,B}$ (m²·K)/W	**Type**	**A m²**	**VA mm**	**Pipe**	**L_{tot} m**	**Valve set.**	**Structure**
Double apartment manifold: M1, Storey: 2, Bld. unit: NONE No. of outlets: 6, Manifold with balancing screws Manifold cabinet type: Concealed manifold cabinet Supply valve: Lockshield, Return valve: Thermostatic valve,							
Room: 0,8, No. of HZs: 11 / 11, Pipe laying system: Ceiling clip rail system							
0,8-1-1 None - 0,000	OZ	17,7	200	PEX pipe 16x2.0 Coil 6 Single pipe meander pattern	94,2 5,7 + 88,4	3,00	Plaster 0.870 W/(m x K) 2,5 cm (Su 0,6 cm) Rλ,floor = 2,143 (m²·K)/W
0,8-1-2 None - 0,000	OZ	17,7	200	PEX pipe 16x2.0 Coil 5 Single pipe meander pattern	100,2 11,8 + 88,4	3,00	Plaster 0.870 W/(m x K) 2,5 cm (Su 0,6 cm) Rλ,floor = 2,143 (m²·K)/W
0,8-1-3 None - 0,000	OZ	17,7	200	PEX pipe 16x2.0 Coil 3 Single pipe meander pattern	106,6 18,1 + 88,4	3,00	Plaster 0.870 W/(m x K) 2,5 cm (Su 0,6 cm) Rλ,floor = 2,143 (m²·K)/W
0,8-1-4 None - 0,000	OZ	17,7	200	PEX pipe 16x2.0 Coil 4 Single pipe meander pattern	112,6 24,2 + 88,4	3,00	Plaster 0.870 W/(m x K) 2,5 cm (Su 0,6 cm) Rλ,floor = 2,143 (m²·K)/W
0,8-1-5 None - 0,000	OZ	17,7	200	PEX pipe 16x2.0 Coil 2 Single pipe meander pattern	118,9 30,5 + 88,4	3,00	Plaster 0.870 W/(m x K) 2,5 cm (Su 0,6 cm) Rλ,floor = 2,143 (m²·K)/W
0,8-2-1 None - 0,000	OZ	12,6	200	PEX pipe 16x2.0 Coil 4 Single pipe meander pattern	77,6 14,7 + 62,9	1,50	Plaster 0.870 W/(m x K) 2,5 cm (Su 0,6 cm) Rλ,floor = 2,143 (m²·K)/W
Double apartment manifold: M2, Storey: 2, Bld. unit: NONE							

Symbol Covering $R_{\lambda,B}$ (m²·K)/W	Type	A m²	VA mm	Pipe	L_{tot} m	Valve set.	Structure
No. of outlets: 5, Manifold with balancing screws Manifold cabinet type: Concealed manifold cabinet **Supply valve: Lockshield, Return valve: Thermostatic valve,**							
Room: 0,8, No. of HZs: 11 / 11, Pipe laying system: Ceiling clip rail system							
0,8-3-1 None - 0,000	OZ	12,5	200	PEX pipe 16x2.0 Coil 3 Single pipe meander pattern	75,6 13,2 + 62,4	1,50	Plaster 0.870 W/(m x K) 2,5 cm (Su 0,6 cm) Rλ,floor = 2,143 (m²·K)/W
0,8-4-1 None - 0,000	OZ	22,1	200	PEX pipe 16x2.0 Coil 3 Single pipe meander pattern	117,5 7,1 + 110,3	5,00	Plaster 0.870 W/(m x K) 2,5 cm (Su 0,6 cm) Rλ,floor = 2,143 (m²·K)/W
0,8-4-2 None - 0,000	OZ	22,1	200	PEX pipe 16x2.0 Coil 2 Single pipe meander pattern	125,2 14,9 + 110,3	5,50	Plaster 0.870 W/(m x K) 2,5 cm (Su 0,6 cm) Rλ,floor = 2,143 (m²·K)/W
0,8-4-3 None - 0,000	OZ	22,1	200	PEX pipe 16x2.0 Coil 1 Single pipe meander pattern	133,1 22,7 + 110,3	6,50	Plaster 0.870 W/(m x K) 2,5 cm (Su 0,6 cm) Rλ,floor = 2,143 (m²·K)/W
0,8-4-4 None - 0,000	OZ	22,1	200	PEX pipe 16x2.0 Coil 1 Single pipe meander pattern	140,8 30,5 + 110,3	8,00	Plaster 0.870 W/(m x K) 2,5 cm (Su 0,6 cm) Rλ,floor = 2,143 (m²·K)/W
Double apartment manifold: M3, Storey: 2, Bld. unit: NONE **No. of outlets: 3, Manifold with balancing screws Manifold cabinet type: Concealed manifold cabinet** **Supply valve: Lockshield, Return valve: Thermostatic valve,**							
Room: 0,1, No. of HZs: 6 / 6, Pipe laying system: Ceiling clip rail system							
0,1-1-1 None - 0,000	OZ	18,3	200	PEX pipe 16x2.0 Coil 4 Single pipe meander pattern	100,5 8,7 + 91,7	5,50	Plaster 0.870 W/(m x K) 2,5 cm (Su 0,6 cm) Rλ,floor = 2,143 (m²·K)/W
0,1-1-2 None - 0,000	OZ	18,3	200	PEX pipe 16x2.0 Coil 5 Single pipe meander pattern	94,5 2,8 + 91,7	5,50	Plaster 0.870 W/(m x K) 2,5 cm (Su 0,6 cm) Rλ,floor = 2,143 (m²·K)/W
0,1-2-1 None - 0,000	OZ	12,6	200	PEX pipe 16x2.0 Coil 8 Single pipe meander pattern	71,4 8,4 + 63,0	2,50	Plaster 0.870 W/(m x K) 2,5 cm (Su 0,6 cm) Rλ,floor = 2,143 (m²·K)/W
Double apartment manifold: M4, Storey: 2, Bld. unit: NONE **No. of outlets: 3, Manifold with balancing screws Manifold cabinet type: Concealed manifold cabinet**							

Symbol Covering $R_{\lambda,B}$ (m²·K)/W	Type	A m²	VA mm	Pipe	L_{tot} m	Valve set.	Structure
Supply valve: Lockshield, Return valve: Thermostatic valve,							
Room: 0,1, No. of HZs: 6 / 6, Pipe laying system: Ceiling clip rail system							
0,1-3-1 None - 0,000	OZ	6,2	200	PEX pipe 16x2.0 Coil 2 Single pipe meander pattern	44,6 13,5 + 31,1	1,50	Plaster 0.870 W/(m x K) 2,5 cm (Su 0,6 cm) Rλ,floor = 2,143 (m²·K)/W
0,1-4-1 None - 0,000	OZ	18,3	200	PEX pipe 16x2.0 Coil 5 Single pipe meander pattern	99,7 8,4 + 91,3	8,00	Plaster 0.870 W/(m x K) 2,5 cm (Su 0,6 cm) Rλ,floor = 2,143 (m²·K)/W
0,1-4-2 None - 0,000	OZ	18,3	200	PEX pipe 16x2.0 Coil 7 Single pipe meander pattern	94,1 2,8 + 91,3	7,00	Plaster 0.870 W/(m x K) 2,5 cm (Su 0,6 cm) Rλ,floor = 2,143 (m²·K)/W

Room chart: 0,1

Storey: 1
Building unit: 01
Manifolds in room: -
Automatic control components: -

Heating/cooling ceiling, Structure: 2,243 / 0,025

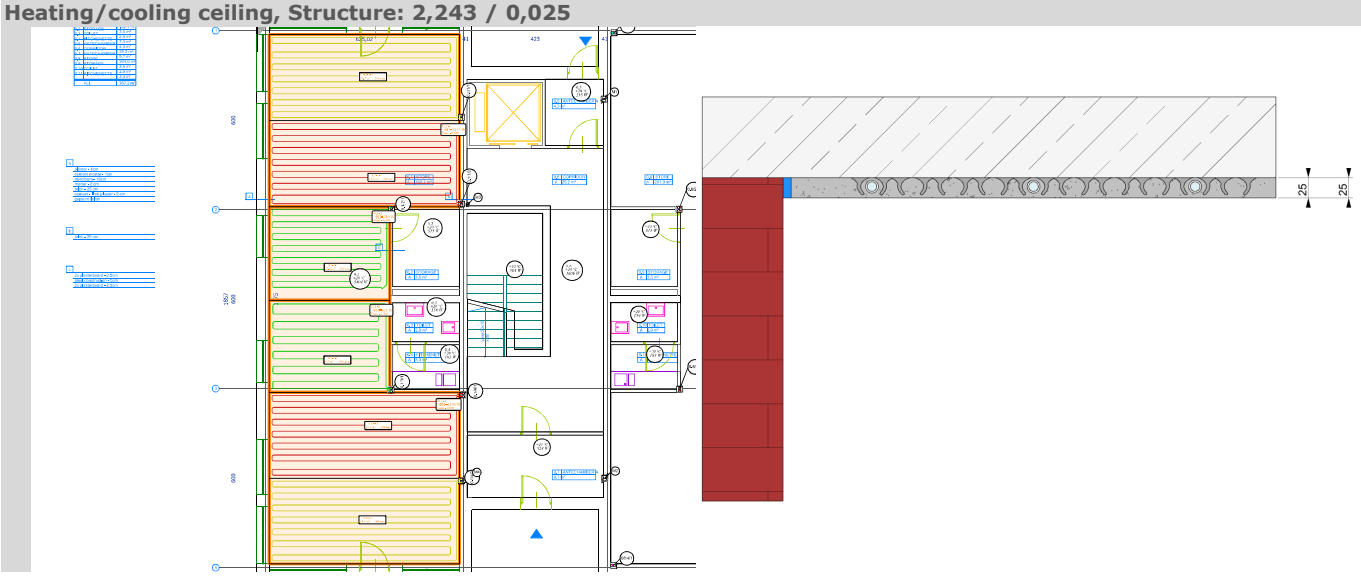

Heating/cooling zone symbol	Occupied / peripheral zone	Area	Pipe spacing	Pipe type	Type of heating-cooling surface	Pipe arrangement	Overall circuit length (feeds + loop)	Manifold outlet number
Symbol Covering $R_{\lambda,B}$ (m²·K)/W	**Type**	**A m²**	**VA mm**	**Pipe**	**Type**	**Pipe laying pattern**	**L_{tot} m**	**Outlet no.**
Double apartment manifold: M3, Storey: 2, Bld. unit: NONE								
0,1-1-1 None - 0,000	OZ	18,3	200	PEX pipe 16x2.0 Coil 4	Heating/cooling ceiling	Single pipe meander pattern	100,5 8,7 + 91,7	3
0,1-1-2 None - 0,000	OZ	18,3	200	PEX pipe 16x2.0 Coil 5	Heating/cooling ceiling	Single pipe meander pattern	94,5 2,8 + 91,7	1
0,1-2-1 None - 0,000	OZ	12,6	200	PEX pipe 16x2.0 Coil 8	Heating/cooling ceiling	Single pipe meander pattern	71,4 8,4 + 63,0	2

Heating/cooling zone symbol	Occupied / peripheral zone	Area	Pipe spacing	Pipe type	Type of heating-cooling surface	Pipe arrangement	Overall circuit length (feeds + loop)	Manifold outlet number
Symbol Covering $R_{\lambda,B}$ (m²·K)/W	**Type**	**A m²**	**VA mm**	**Pipe**	**Type**	**Pipe laying pattern**	**L_{tot} m**	**Outlet no.**
Double apartment manifold: M4, Storey: 2, Bld. unit: NONE								
0,1-3-1 None - 0,000	OZ	6,2	200	PEX pipe 16x2.0 Coil 2	Heating/cooling ceiling	Single pipe meander pattern	44,6 13,5 + 31,1	2
0,1-4-1 None - 0,000	OZ	18,3	200	PEX pipe 16x2.0 Coil 5	Heating/cooling ceiling	Single pipe meander pattern	99,7 8,4 + 91,3	1
0,1-4-2 None - 0,000	OZ	18,3	200	PEX pipe 16x2.0 Coil 7	Heating/cooling ceiling	Single pipe meander pattern	94,1 2,8 + 91,3	3

Room chart: 0,8

Storey: 1
Building unit: 01
Manifolds in room: -
Automatic control components: -

Heating/cooling ceiling, Structure: 2,243 / 0,025

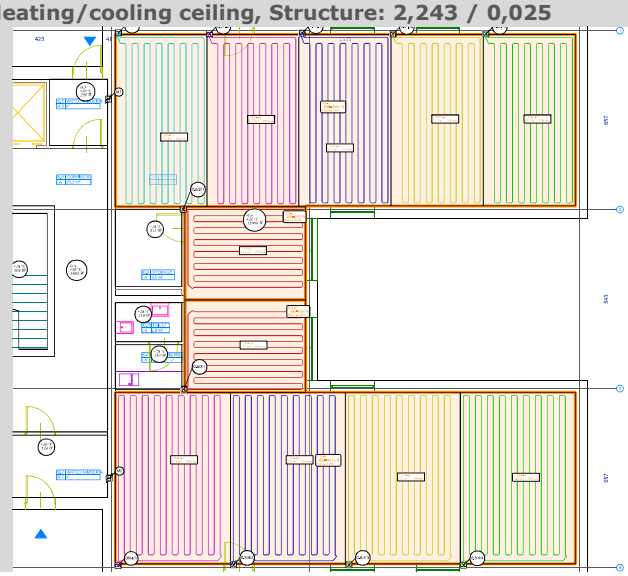

Heating/cooling zone symbol	Occupied / peripheral zone	Area	Pipe spacing	Pipe type	Type of heating-cooling surface	Pipe arrangement	Overall circuit length (feeds + loop)	Manifold outlet number
Symbol Covering $R_{\lambda,B}$ (m²·K)/W	**Type**	**A m²**	**VA mm**	**Pipe**	**Type**	**Pipe laying pattern**	**L_{tot} m**	**Outlet no.**
Double apartment manifold: M1, Storey: 2, Bld. unit: NONE								
0,8-1-1 None - 0,000	OZ	17,7	200	PEX pipe 16x2.0 Coil 6	Heating/cooling ceiling	Single pipe meander pattern	94,2 5,7 + 88,4	6
0,8-1-2 None - 0,000	OZ	17,7	200	PEX pipe 16x2.0 Coil 5	Heating/cooling ceiling	Single pipe meander pattern	100,2 11,8 + 88,4	5
0,8-1-3 None - 0,000	OZ	17,7	200	PEX pipe 16x2.0 Coil 3	Heating/cooling ceiling	Single pipe meander pattern	106,6 18,1 + 88,4	4
0,8-1-4 None - 0,000	OZ	17,7	200	PEX pipe 16x2.0 Coil 4	Heating/cooling ceiling	Single pipe meander pattern	112,6 24,2 + 88,4	3
0,8-1-5 None - 0,000	OZ	17,7	200	PEX pipe 16x2.0 Coil 2	Heating/cooling ceiling	Single pipe meander pattern	118,9 30,5 + 88,4	2
0,8-2-1 None - 0,000	OZ	12,6	200	PEX pipe 16x2.0 Coil 4	Heating/cooling ceiling	Single pipe meander pattern	77,6 14,7 + 62,9	1

Heating/cooling zone symbol	Occupied / peripheral zone	Area	Pipe spacing	Pipe type	Type of heating-cooling surface	Pipe arrangement	Overall circuit length (feeds + loop)	Manifold outlet number
Symbol Covering $R_{\lambda,B}$ (m²·K)/W	**Type**	**A m²**	**VA mm**	**Pipe**	**Type**	**Pipe laying pattern**	**L_{tot} m**	**Outlet no.**
Double apartment manifold: M2, Storey: 2, Bld. unit: NONE								
0,8-3-1 None - 0,000	OZ	12,5	200	PEX pipe 16x2.0 Coil 3	Heating/cooling ceiling	Single pipe meander pattern	75,6 13,2 + 62,4	1
0,8-4-1 None - 0,000	OZ	22,1	200	PEX pipe 16x2.0 Coil 3	Heating/cooling ceiling	Single pipe meander pattern	117,5 7,1 + 110,3	5
0,8-4-2 None - 0,000	OZ	22,1	200	PEX pipe 16x2.0 Coil 2	Heating/cooling ceiling	Single pipe meander pattern	125,2 14,9 + 110,3	4
0,8-4-3 None - 0,000	OZ	22,1	200	PEX pipe 16x2.0 Coil 1	Heating/cooling ceiling	Single pipe meander pattern	133,1 22,7 + 110,3	3
0,8-4-4 None - 0,000	OZ	22,1	200	PEX pipe 16x2.0 Coil 1	Heating/cooling ceiling	Single pipe meander pattern	140,8 30,5 + 110,3	2